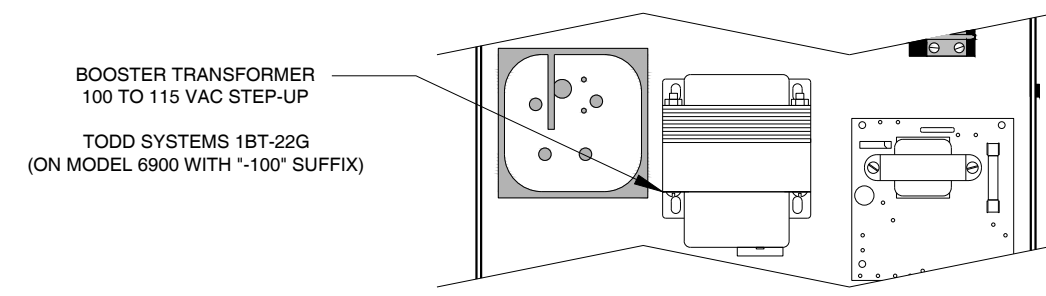
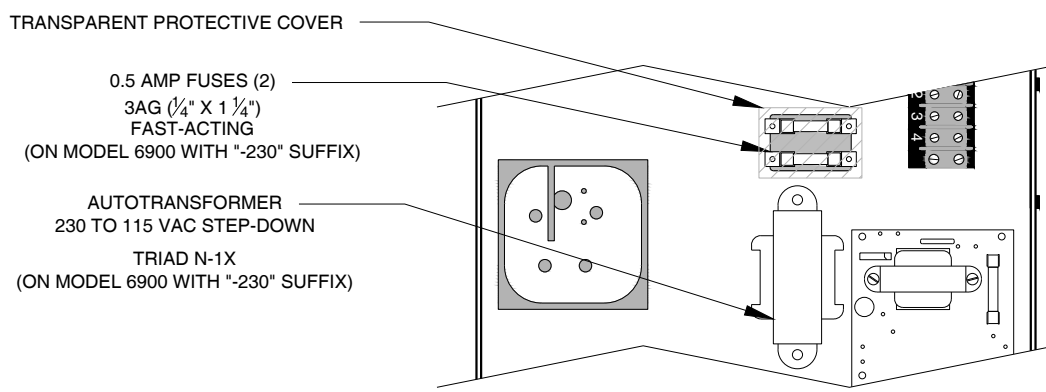


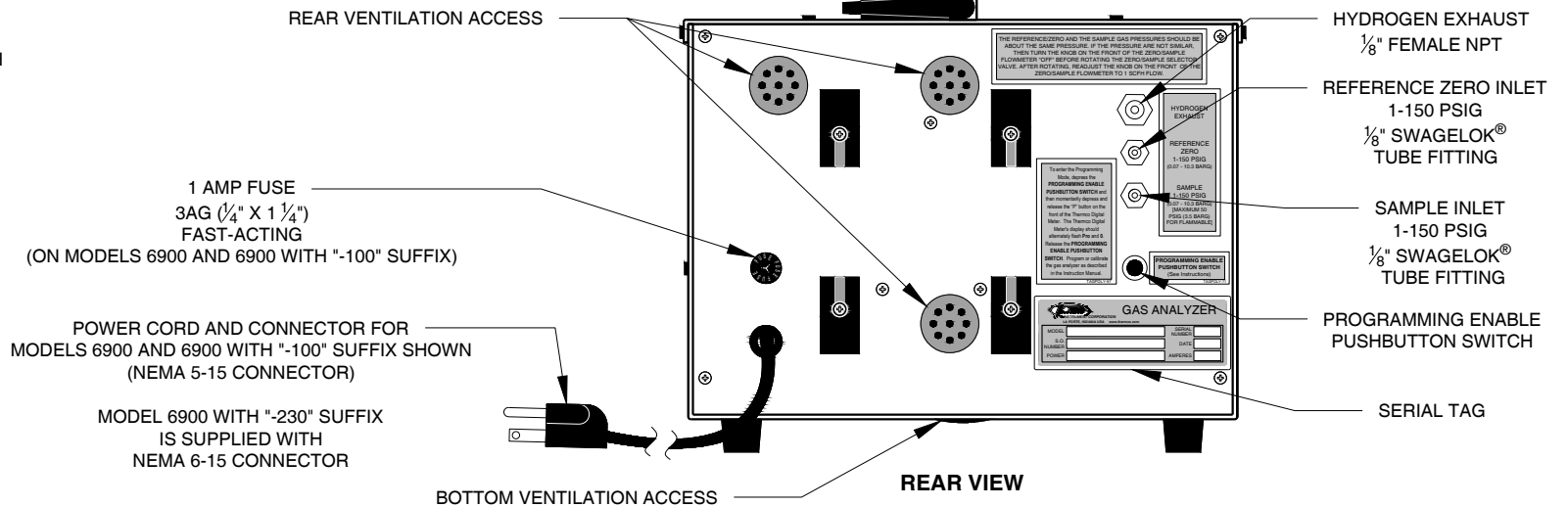
- NOTES:**
- DURING OPERATION, GAS ANALYZER MUST BE IN THE UPRIGHT ORIENTATION AS SHOWN.
 - DO NOT BLOCK REAR VENTILATION ACCESS OR BOTTOM VENTILATION ACCESS OF THE GAS ANALYZER.
 - DIMENSIONS ARE APPROXIMATE MILLIMETERS (INCHES)



PARTIAL VIEW FROM ABOVE WITH COVER AND DIGITAL METER REMOVED TO SHOW MODEL 6900 WITH "-100" SUFFIX



PARTIAL VIEW FROM ABOVE WITH COVER AND DIGITAL METER REMOVED TO SHOW MODEL 6900 WITH "-230" SUFFIX



H			
G			
F			
E			
D			
C			
B			
A			
	REVISIONS	BY	DATE

Thermco INSTRUMENT CORPORATION
LA PORTE, INDIANA USA

DATE: 3-23-21
SCALE: N.T.S.
DRAWN BY: JTM
APPROVED BY: *JAR*
SUPERSEDES: 2-12664
DRAWING NUMBER: 2-14663

TITLE:
INSTRUCTION DRAWING FOR MODEL 6900 GAS ANALYZER