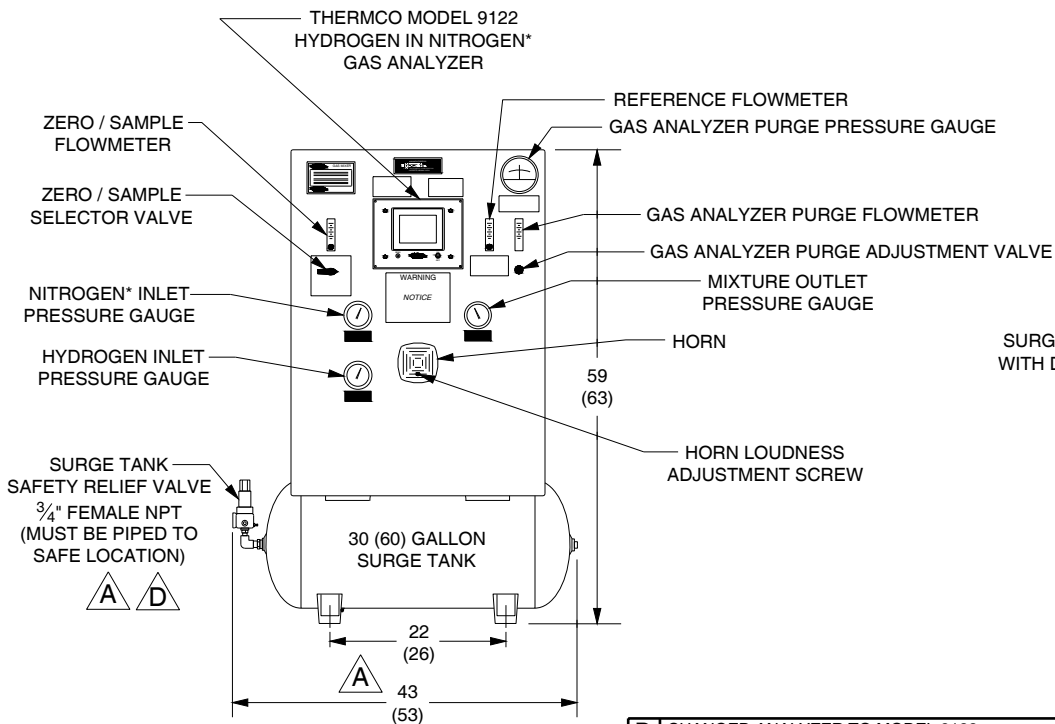
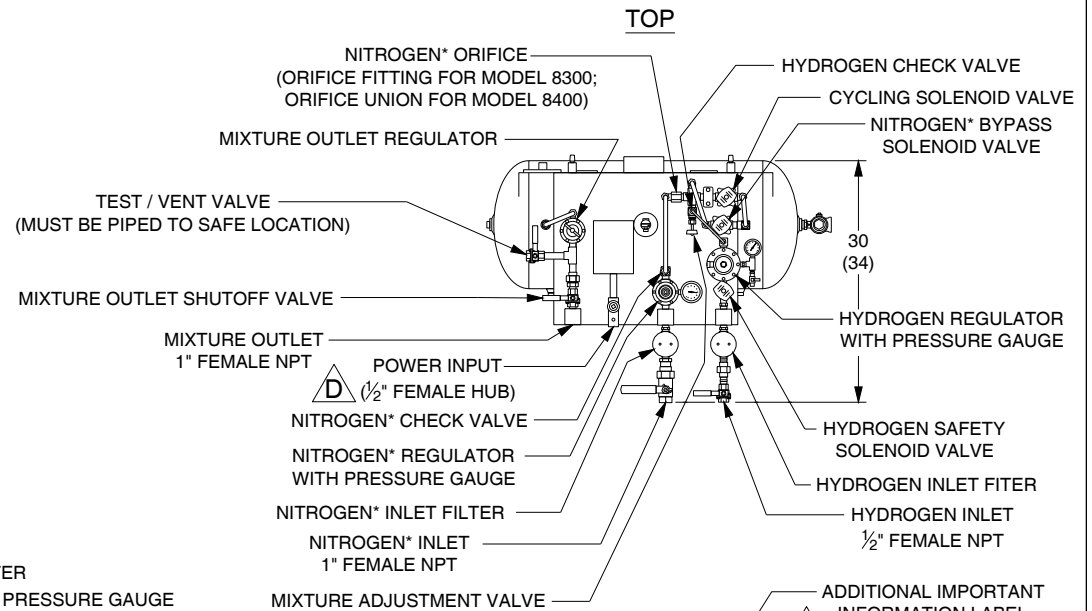
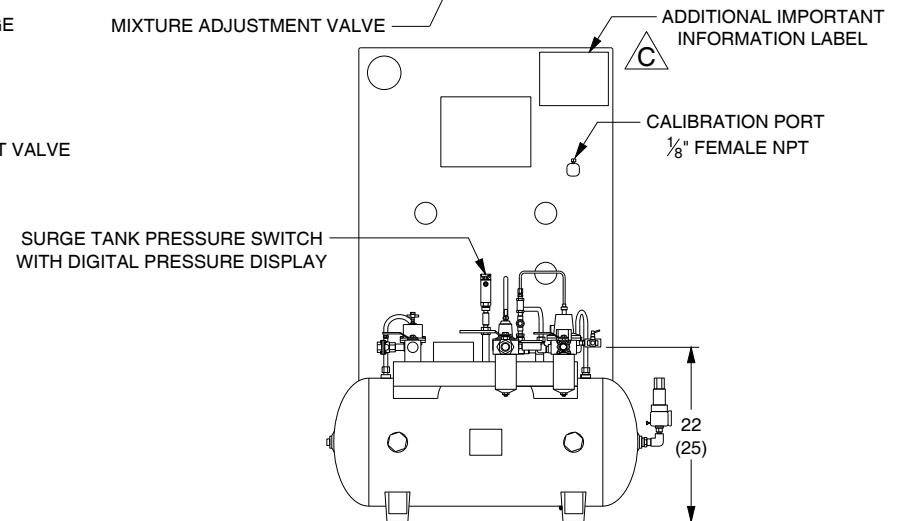


SURGE TANK MOUNTING



FRONT

NOTES: **D**
 1.) DIMENSIONS FOR MODEL 8300 ARE IN INCHES AND ARE APPROXIMATE. DIMENSIONS FOR MODEL 8400 ARE SHOWN IN PARENTHESES.
 * IN SOME APPLICATIONS ARGON MAY BE USED IN PLACE OF NITROGEN. SEE THE DATA SHEET FOR DETAILS.



BACK

REVISIONS	BY	DATE
D CHANGED ANALYZER TO MODEL 9122	GAR	5-19-21
C ADDED ADDITIONAL IMPORTANT INFORMATION LABEL; REVISED WARNING/NOTICE LABEL	DMR	1-20-20
B GRAPHICAL AND MISC. IDENTIFICATION IMPROVEMENTS	GAR	5-8-19
A REDRAWN IN AUTOCAD; ROTATED SURGE TANK SAFETY RELIEF VALVE; GAS MIXER WIDTH WAS 42 INCHES	DMR	8-25-17

Thermco INSTRUMENT CORPORATION
 LA PORTE, INDIANA USA
 TITLE:
**INSTRUCTION DRAWING FOR
 MODEL 8300 & 8400 GAS MIXERS
 WITH SINGLE CYCLING SOLENOID VALVE**

DATE:	5-30-06
SCALE:	N.T.S.
DRAWN BY:	JTM
APPROVED BY:	<i>BAR</i>
SUPERSEDES:	1-10608
DRAWING NUMBER:	1-12637